

# Social Media

## About the Social Media Section

The Social Media Section of a COSMOS project is used to link to several social media platforms providing a quick way to access content.

The Social Media section of COSMOS is used as a means to collate - and provide links to - content from within the their respective social media platforms. Given COSMOS is used for the discussion of content, this was deemed the best approach to direct participants.





The Social Media section of COSMOS currently caters for Twitter, Facebook, Instagram, and YouTube.

## Adding a Social Media Entry

To add an entry to each Social Media platform, first click on the Social Media provider icon. Each provider then has their own way to add an entry.

### Twitter

Social Media




Double-click an item to edit it, and enter to save

Enter a Twitter hashtag, with or without the #. Press enter to add.

# COSMOS

Twitter within COSMOS expects hastags (#) which can be entered with, or without the #. Enter the associated hashtag in to the the Twitter text box and press Enter. The entry will then appear in the **Responsive Model Canvas**.





 Twitter

#COSMOS

By clicking on the entry in the **Responsive Model Canvas**, this will open Twitter and return the search results using the hashtag entry supplied.

## Facebook

Social Media


   

Double-click an item to edit it, and enter to save

Add full links (URLs) to Facebook groups or pages.

/TheCosmosUK/groups/

Facebook within COSMOS provides access to groups (rather than individual, closed profiles). To add a new Social Media entry, add the full link of the Facebook group (copied and pasted from Facebook) in to the Facebook text box and press Enter. The entry will then appear in the **Responsive Model Canvas**.





 Facebook

/TheCosmosUK/groups/

By clicking on the entry in the **Responsive Model Canvas**, this will open Facebook and go directly to the Group page.

## Instagram

Social Media




Double-click an item to edit it, and enter to save

Enter an Instagram hashtag, with or without the #. Press enter to add.

# cosmos

Instagram, as with Twitter, within COSMOS expects hastags (#) which can be entered with, or without the #. Enter the associated hashtag in to the Instagram text box and press Enter. The entry will then appear in the **Responsive Model Canvas**.





 Instagram

#cosmos

By clicking on the entry in the **Responsive Model Canvas**, this will open Instagram and return the search results using the hastag entry supplied.

## YouTube

Social Media



Double-click an item to edit it, and enter to save

Enter a link to a YouTube video and press enter to add.

VjLgTvD8kFE

YouTube within COSMOS provides direct access to video content hosted by the social media platform. To add a new Social Media entry, add the full link of the YouTube video (copied and pasted from YouTube) in to the YouTube text box and press Enter. COSMOS will convert the full link to the unique identifier for the video and will then appear in the **Responsive Model Canvas**.



By clicking on the entry in the **Responsive Model Canvas**, this will open YouTube and go directly to the video.

## Removing and Editing a Social Media Entry

To remove a Social Media entry, double-click the entry in the **Project Navigation** panel and remove all text. The same process also enables the editing of the Social Media entry.

---

Revision #6

Created Thu, Dec 31, 2020 1:37 AM by [David Jamieson](#)

Updated Thu, Apr 29, 2021 1:06 PM by [David Jamieson](#)